

# Ping Pong OBSTACLE COURSE

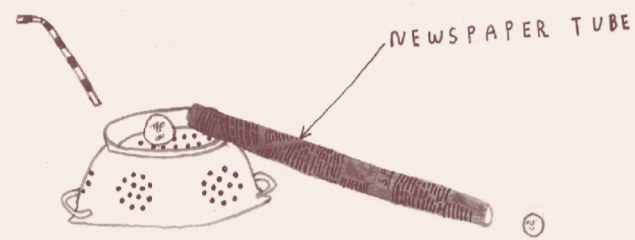
GET A FRIEND TO HELP YOU BUILD THE OBSTACLES AND TAKE IT IN TURNS TO DO DIFFERENT PARTS OF THE COURSE, INVENT YOUR OWN OBSTACLE COURSE WITH WHATEVER YOU CAN FIND - YOU COULD MAKE A REALLY LONG NEWSPAPER TUBE THAT GOES FROM SETEE TO THE FLOOR OR ZIG ZAG THE PING PONG BALL AROUND DIFFERENT OBJECTS OR BOUNCE THE PING PONG BALL AND... AND... AND... THERE'S SO MANY POSSIBILITIES - KEEP TRYING NEW ONES!

WITH THE STRAW (no hands allowed) BLOW THE PING PONG BALL THROUGH THE TUNNEL OF SHOES AND INTO THE CUP

the START




Tunnel of shoes



SUCK THE PING PONG BALL ONTO THE END OF THE STRAW AND POP IT INTO THE NEWSPAPER TUBE




PAPER or PLASTIC CUP (with string attached)



CARDBOARD RAMP

PULL THE CUP UP THE CARDBOARD RAMP AND DROP THE PING PONG BALL INTO THE COLANDER or PAN

CARDBOARD CAVERN



Blanket barrier




Aim and shoot the ping pong ball through the CARDBOARD CAVERN so it is stopped by the BLANKET BARRIER on the floor

SUCK THE PING PONG BALL ONTO THE STRAW AGAIN and CAREFULLY PLACE IT ONTO THE SPOON



finally, fling the ping pong into the LAUNDRY BASKET




the LAUNDRY BASKET FINISH

tin can TELEPHONE



REMEMBER TO PULL THE STRING TIGHT!

STRING



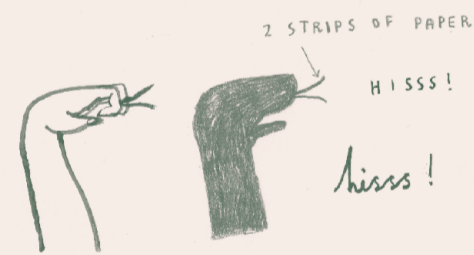
TIN CAN (eat the BAKED BEANS FIRST!)

IMPORTANT! YOU WILL NEED AN ADULT TO MAKE THE HOLES IN THE TIN CANS FOR YOU AND TO MAKE SURE THERE ARE NO SHARP EDGES (EMPTY YOGHURT CARTONS WORK TOO!)

# hand SHADOWS

You will need to shine a lamp or a torch onto a wall in a very dark room. Then you can make your HAND SHADOWS in front of the light and they will appear on the wall.

SNAKE



BIRD



HORSE



SPIDER



CROCODILE



SWAN



BANG

drum KIT

USE THE BRISTLES OF THE BRUSH, THE WOODEN SPOON AND YOUR HANDS IN AS MANY DIFFERENT WAYS AS YOU CAN TO CREATE ALL KINDS OF SOUNDS.



CHING!

PRRING!!

BOW &!

DUST BRUSH ssswoosh...



SAUCEPANS

make a RAINBOW

WAIT FOR A SUNNY DAY WHEN THE SUN IS SHINING RIGHT THROUGH YOUR WINDOW THEN...

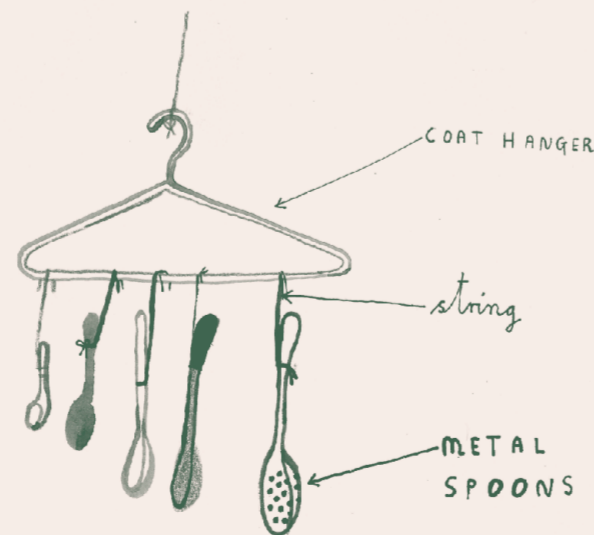
GLASS OF WATER



wow! A Rainbow in your House!

Spoon CHIMES

USE ANOTHER METAL SPOON TO MAKE EACH OF THE SPOONS CHIME.



WHITE PAPER

